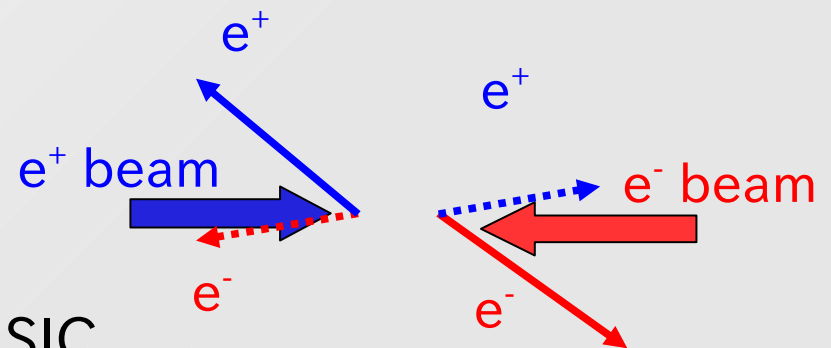
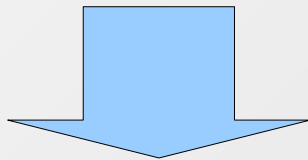


*Simulation study of  
pair monitor*

Kazutoshi Ito  
Tohoku Univ.  
11 Jan 2008

## Introduction

- **Pair monitor measures the beam shape at IP, using pair background.**
  - The same charges with respect to the oncoming beam are scattered with large angle.
  - The potential produced by the oncoming beam is a function of beam shape.
  - The scattered particles carry the beam information.
  - The pair monitor is the silicon pixel sensor to detect the pair background.
  - Data will be taken for each 164 bunches to get enough statistics.



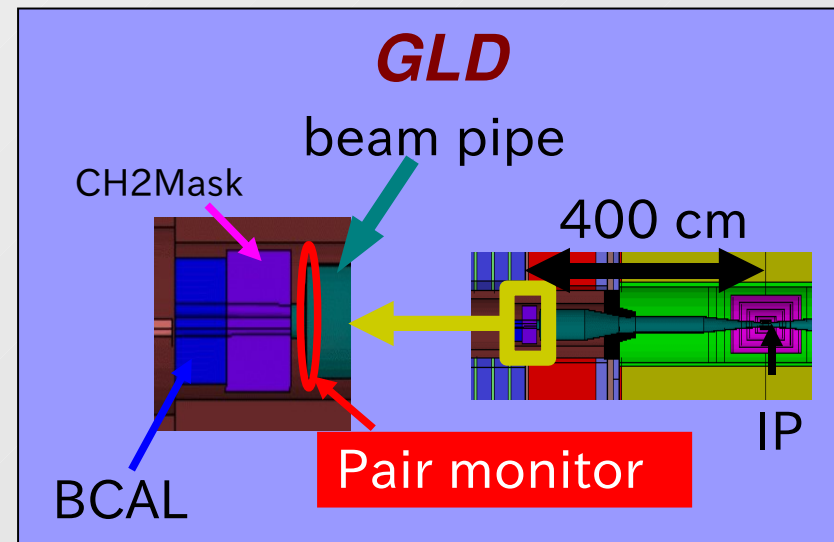
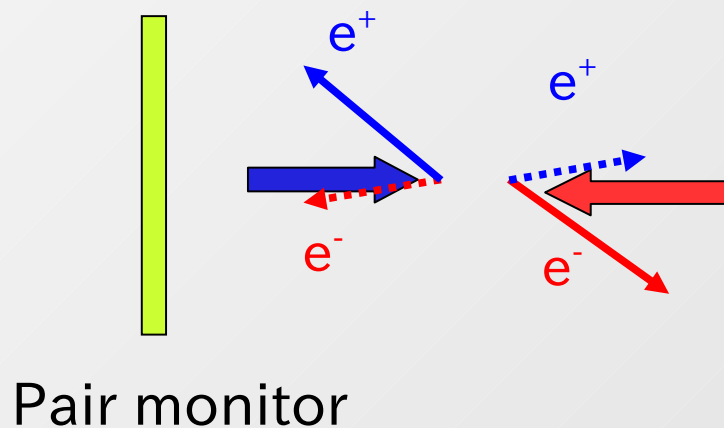
- **Activity of Tohoku group.**
  - Development of the readout ASIC.
  - Simulation study.



**Current status of simulation study is shown.**

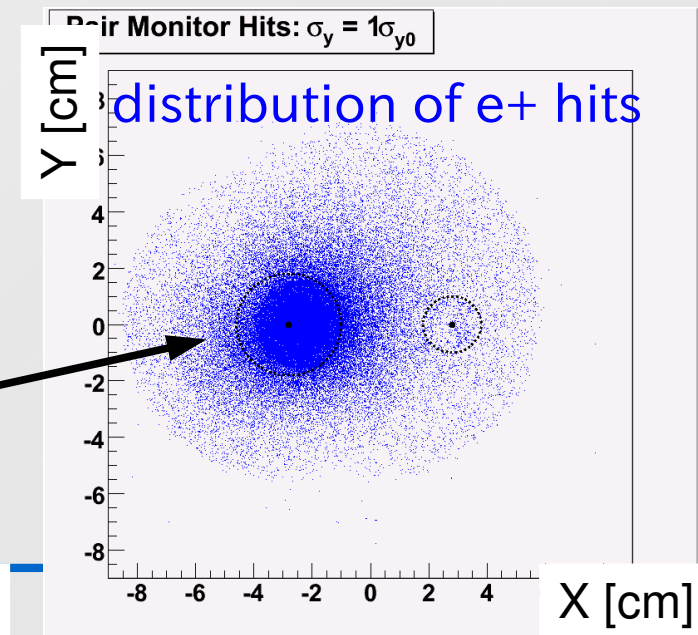
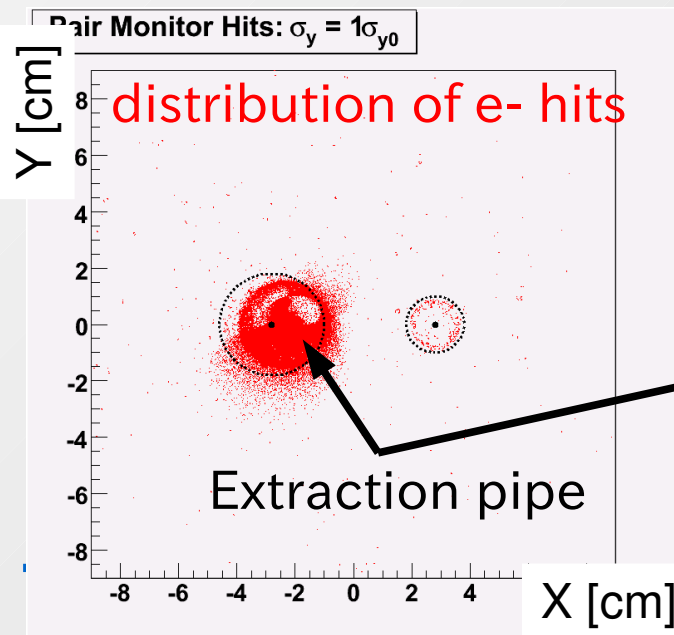
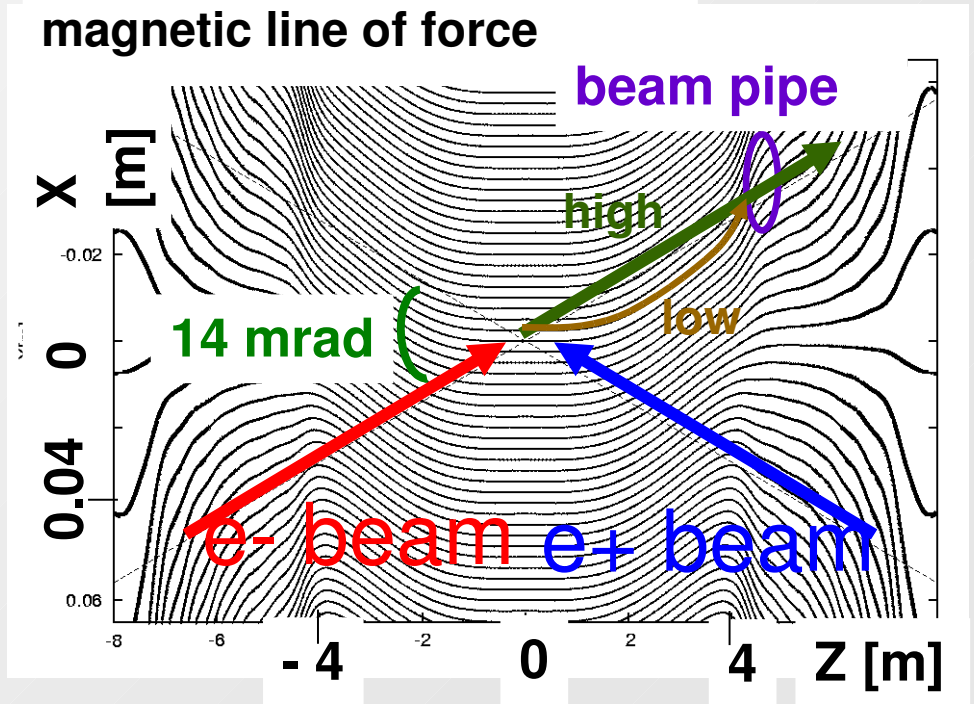
## Simulation setup

- CM energy : 500 GeV
- Beam size :  $(\sigma_x^0, \sigma_y^0, \sigma_z^0) = (639 \text{ nm}, 5.7 \text{ nm}, 300 \text{ mm})$
- Tools : CAIN ( $e^+e^-$  generator),  
Jupiter (Tracking emulator)
  - *simulator for GLD.*
- Magnetic field : **3T with anti-DID.**
- Scattered  $e^+$  distribution is studied.

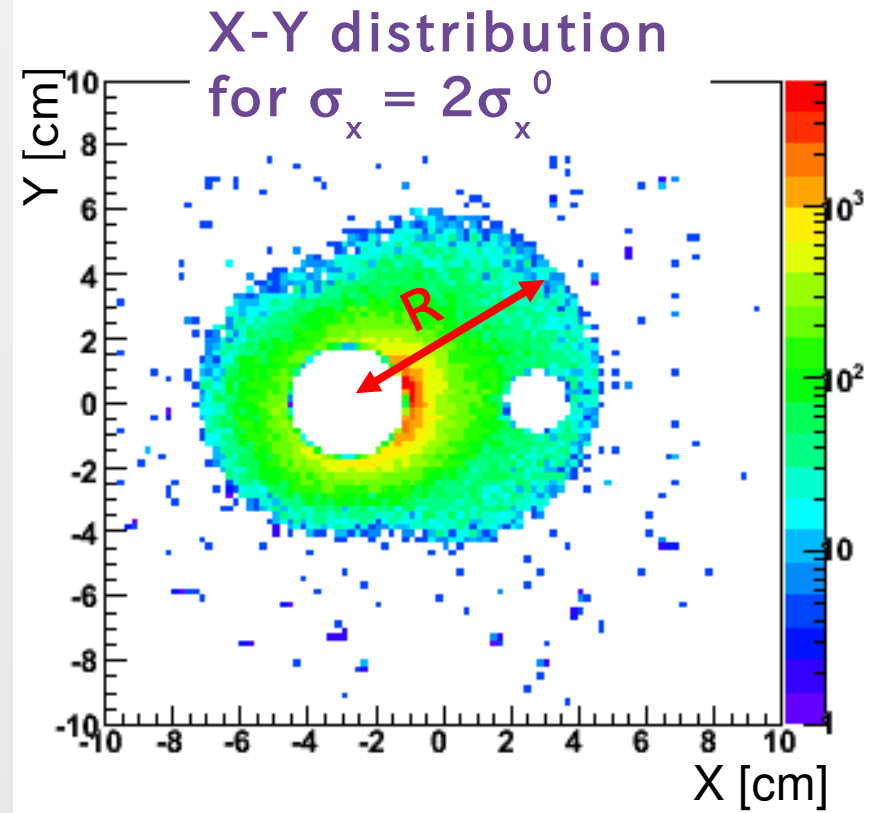
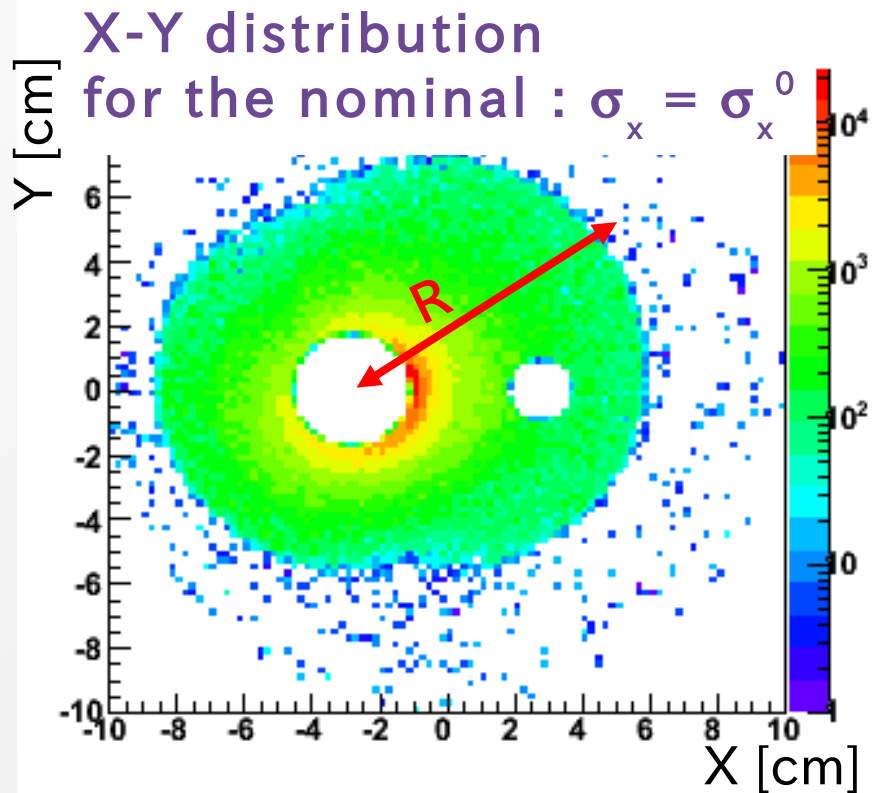


## anti-DID field

- anti-DID is the magnetic field to lead the pair backgrounds to the beam pipe.
- anti-DID field of the first order of approximation was used.
- The preparation of 3-D field map is ongoing.



## Measurement of horizontal beam size ( $\sigma_x$ )



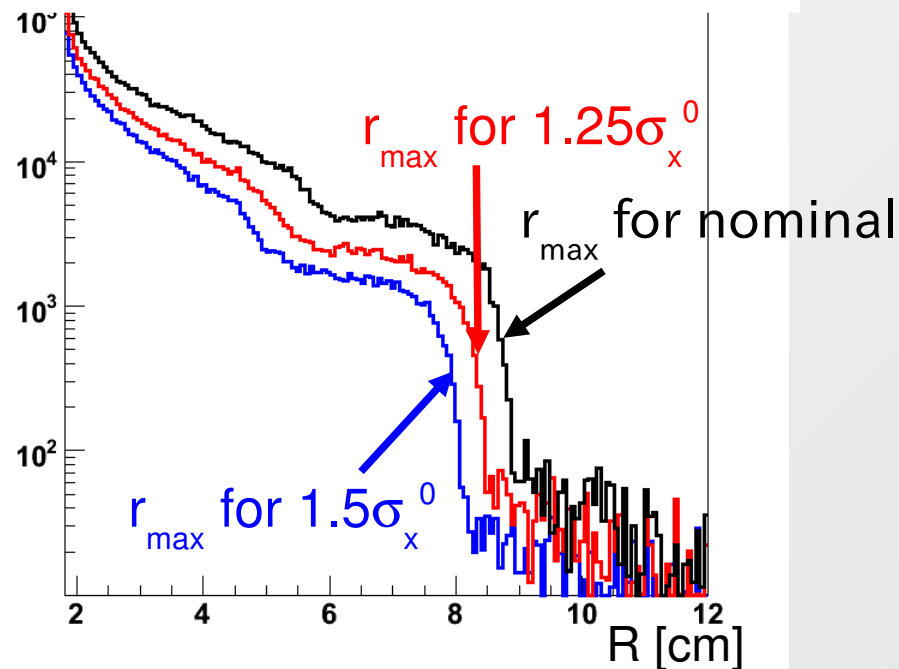
R distribution seems to depend on the horizontal beam size ( $\sigma_x$ ).

**The maximum R was studied.**

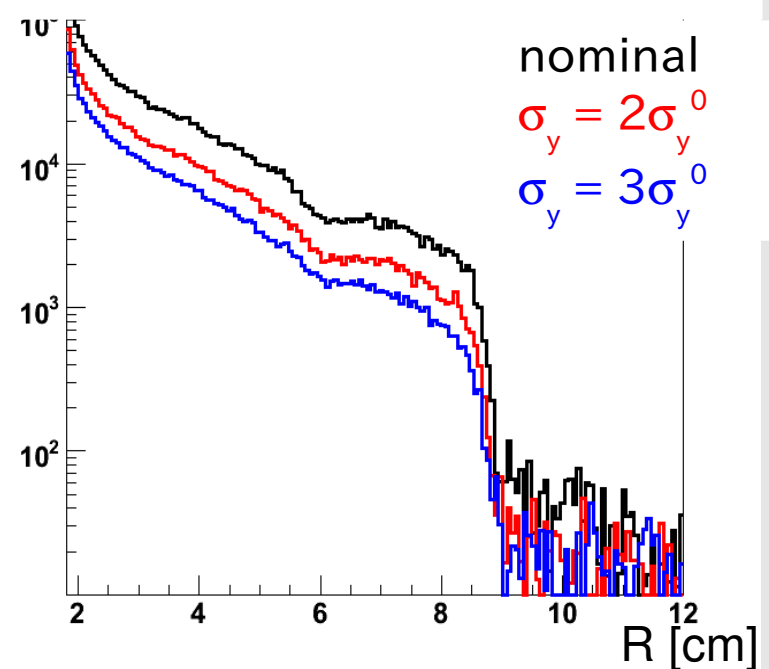
## Radial distribution and $r_{max}$

- $r_{max}$  = radius to contain 99.8% of the all hits.

R distribution for  $\sigma_y = \sigma_y^0$

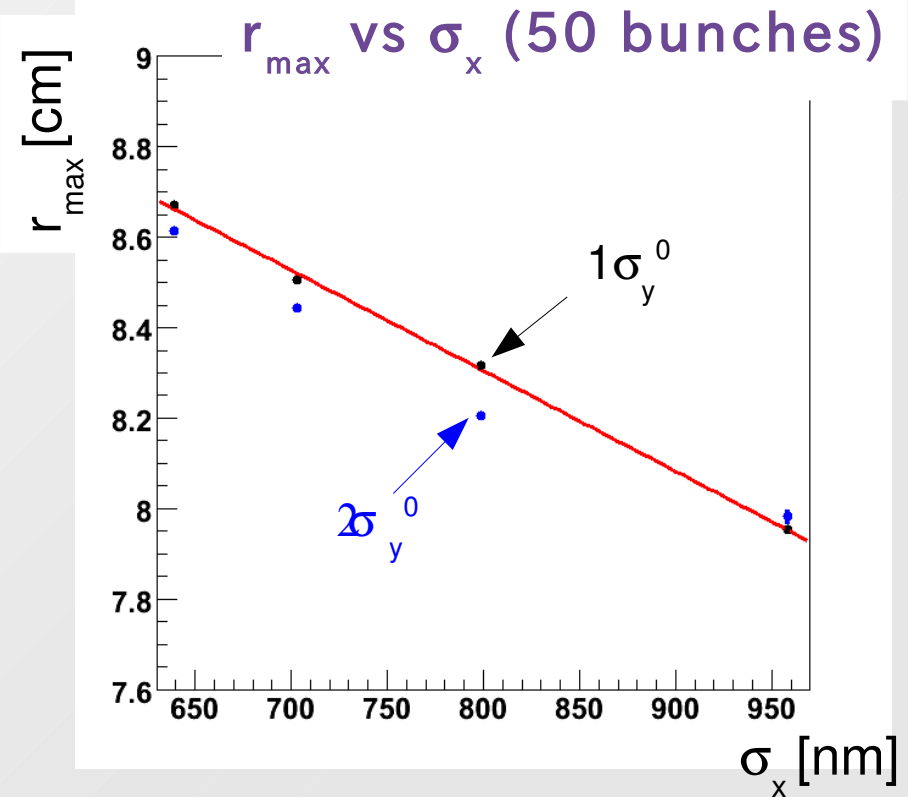
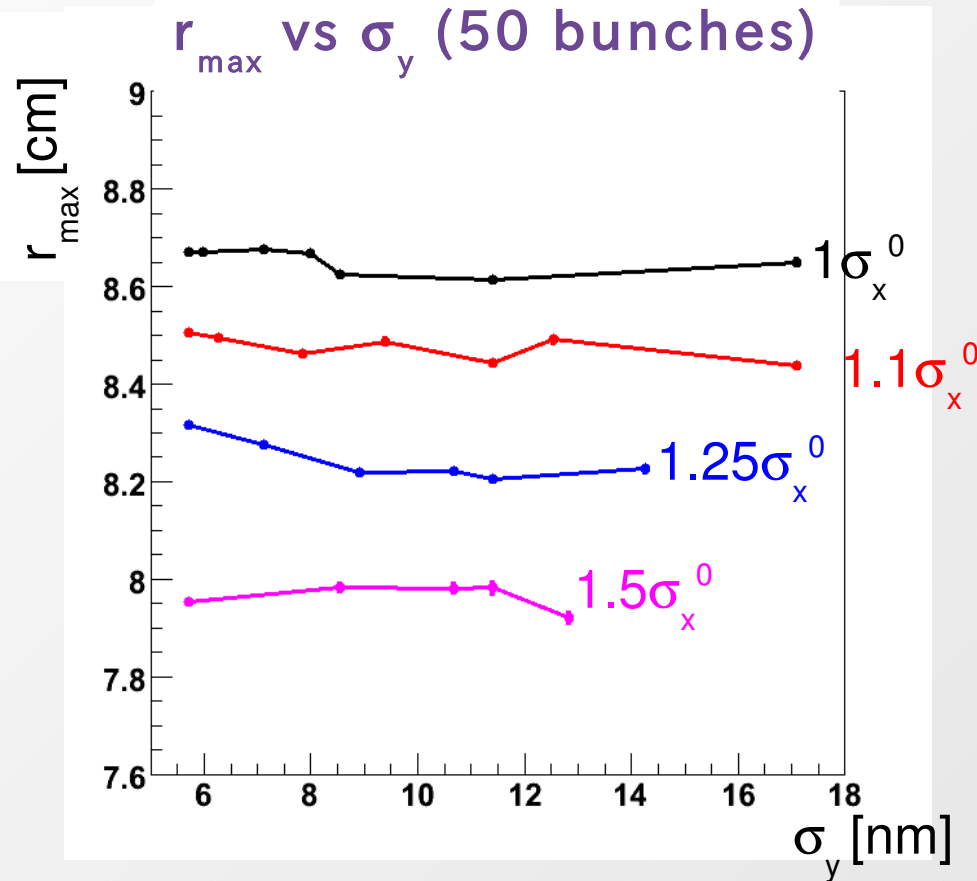


R distribution for  $\sigma_x = \sigma_x^0$



$r_{max}$  depend on horizontal beam size ( $\sigma_x$ ) and does not depend on vertical beam size ( $\sigma_y$ ).  
 $r_{max}$  can measure horizontal beam size ( $\sigma_x$ ).

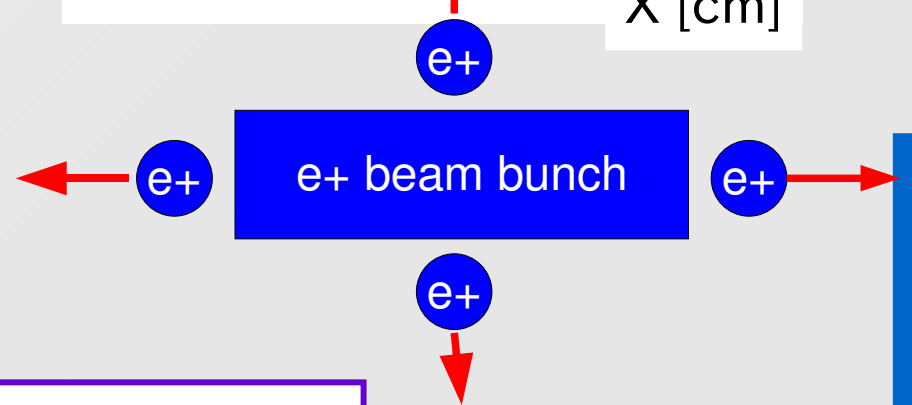
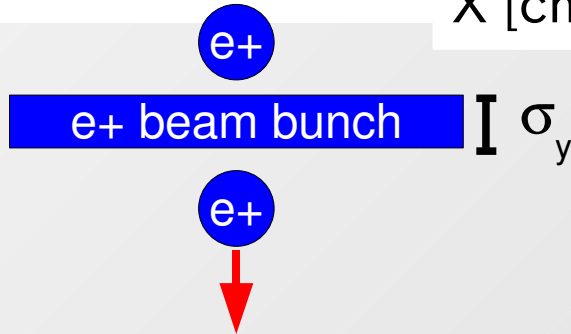
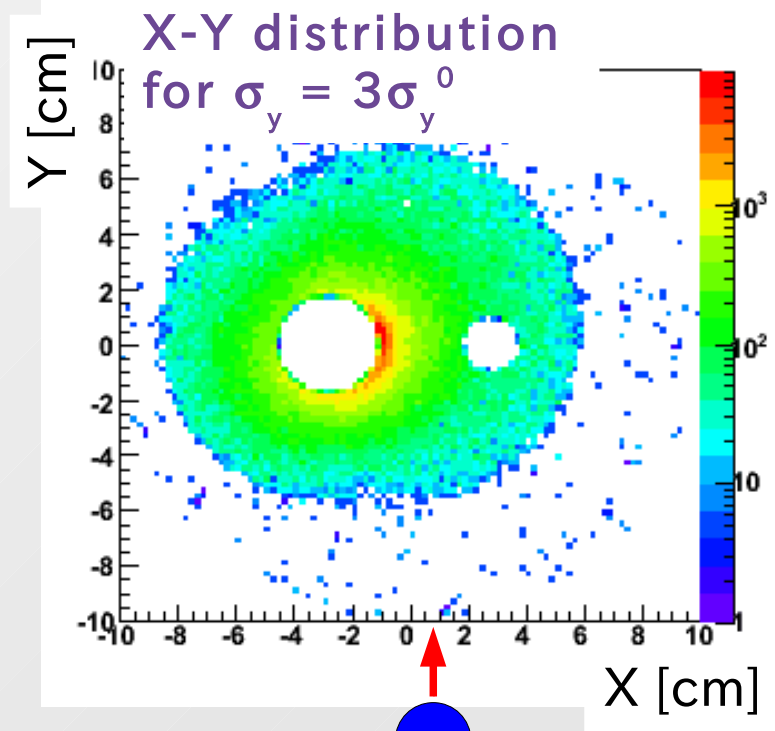
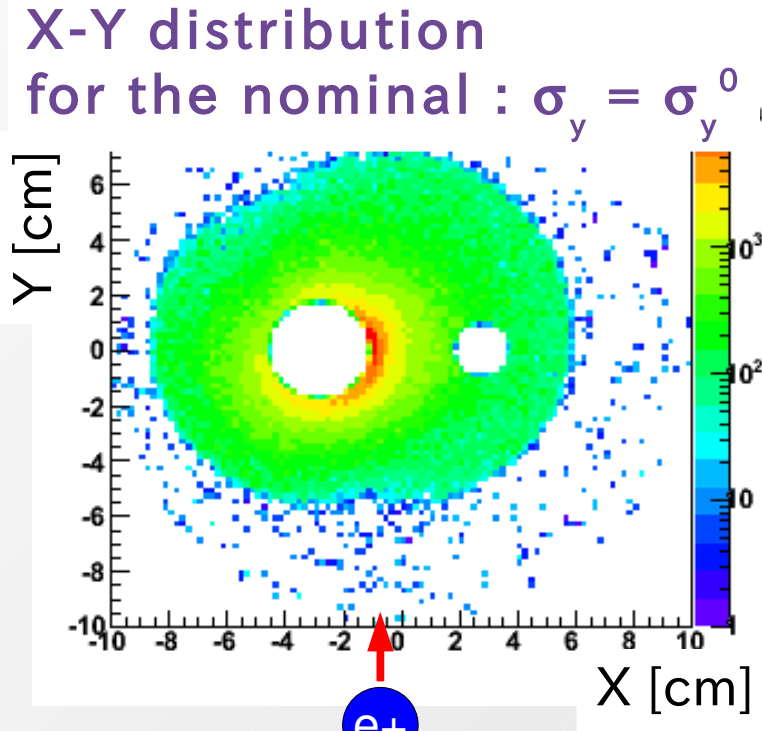
## measurement accuracy of $\sigma_x$



The statistical error is scaled to that of 164 bunches.  
Horizontal beam size ( $\sigma_x$ ) can be measured by  
resolution of 0.96 nm for the nominal beam size.

# Measurement of vertical beam size ( $\sigma_y$ )

- The hit distribution changes with  $\sigma_y$ .

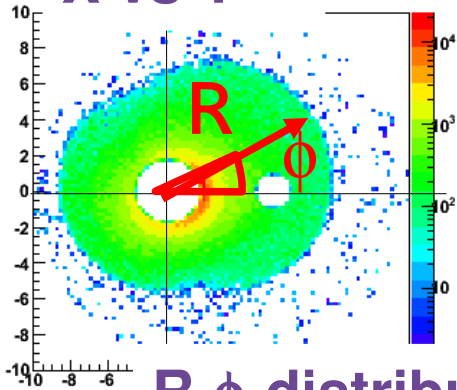


How get the information of  $\sigma_y$  ?

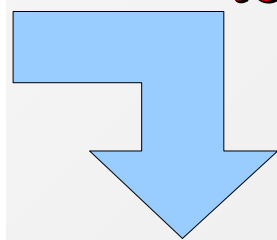


# Locations of $\sigma_y$ information

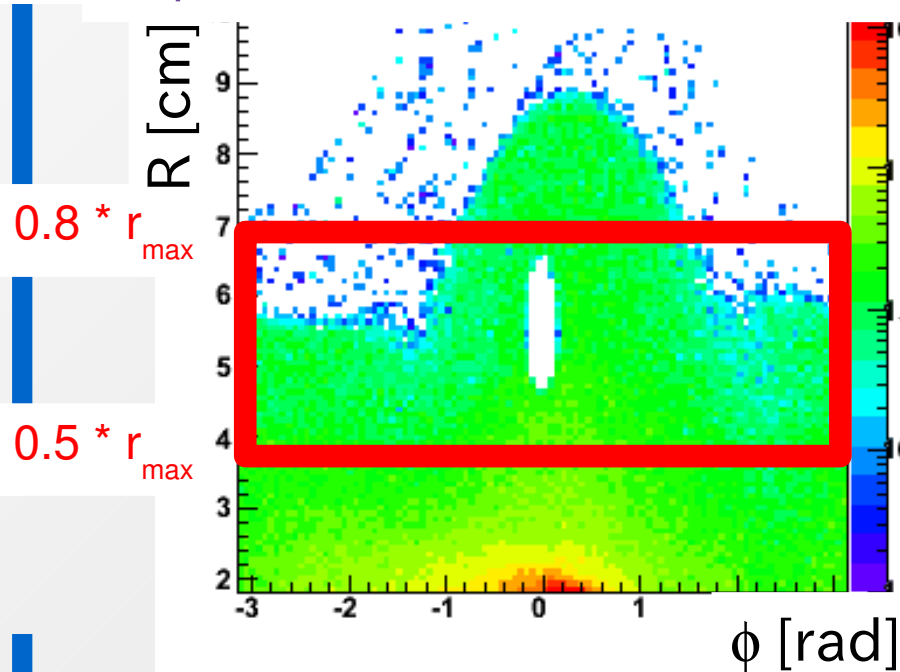
X vs Y



- To derive the beam information, projection to  $\phi$ -axis is checked.



R- $\phi$  distribution for the nominal



$0.8 * r_{max}$

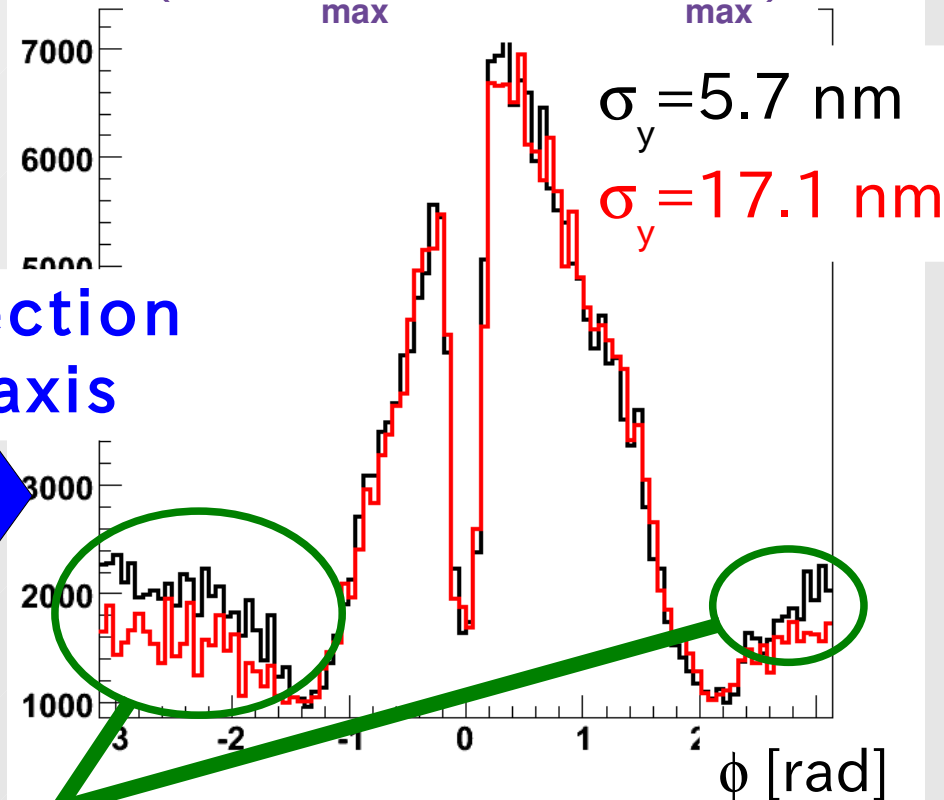
$0.5 * r_{max}$

Projection to  $\phi$ -axis



$\phi$  distribution

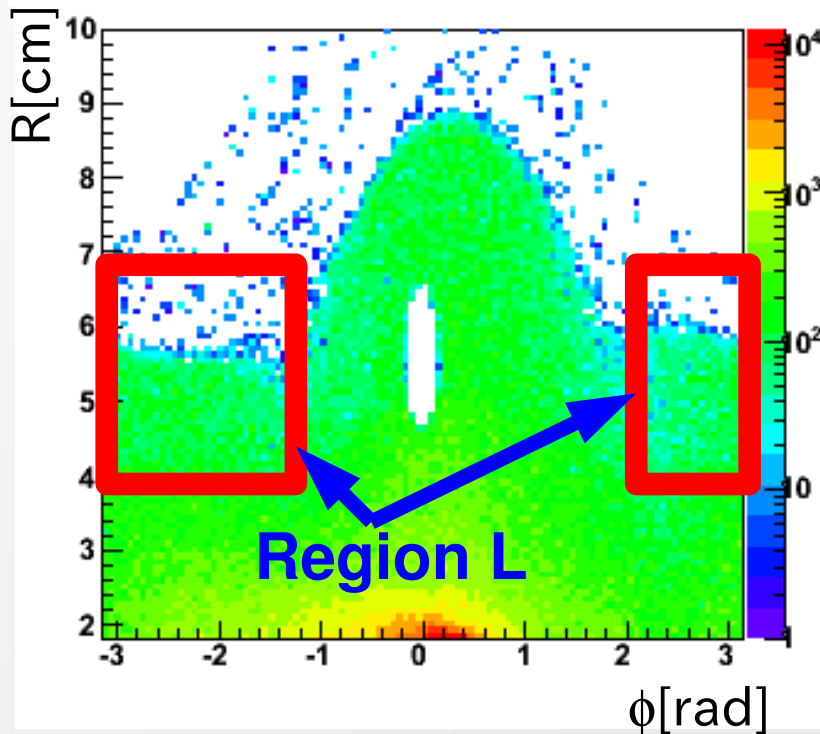
(  $0.5 * r_{max} < R < 0.8 * r_{max}$  )



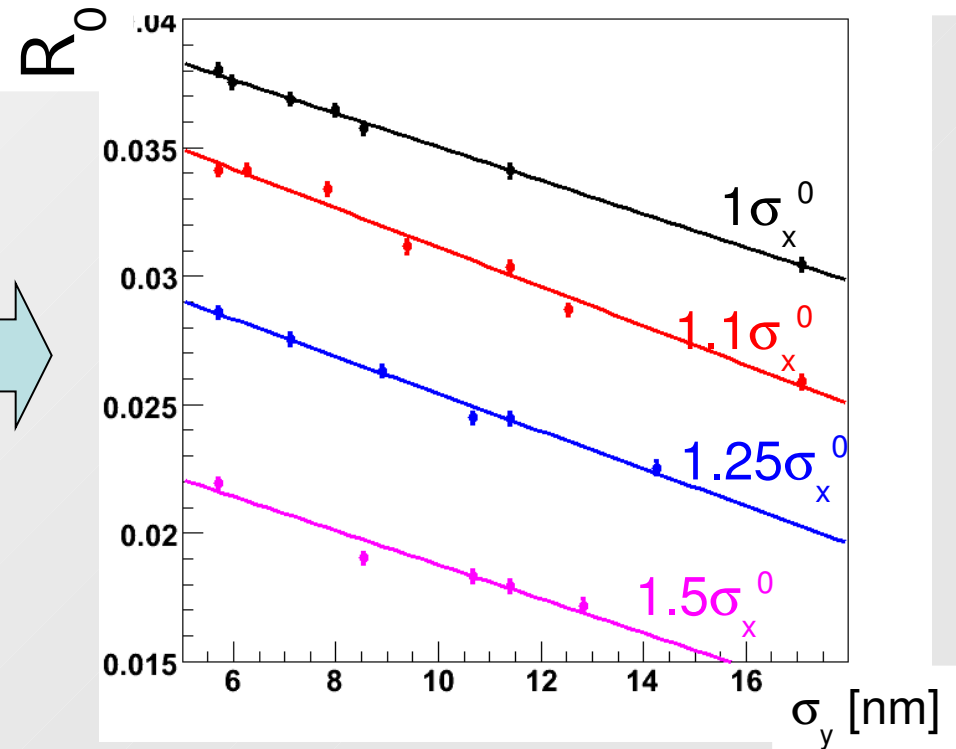
There is the information of  $\sigma_y$  in this region.

## Resolution of vertical beam size ( $\sigma_y$ )

R- $\phi$  distribution for the nominal



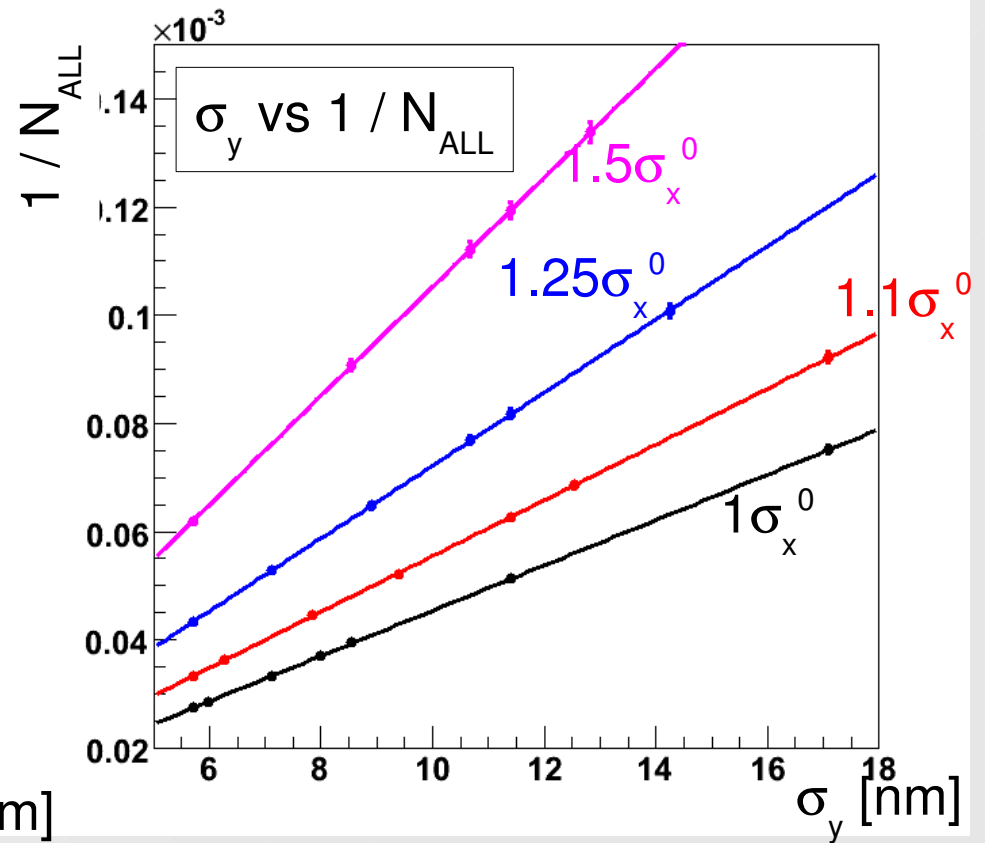
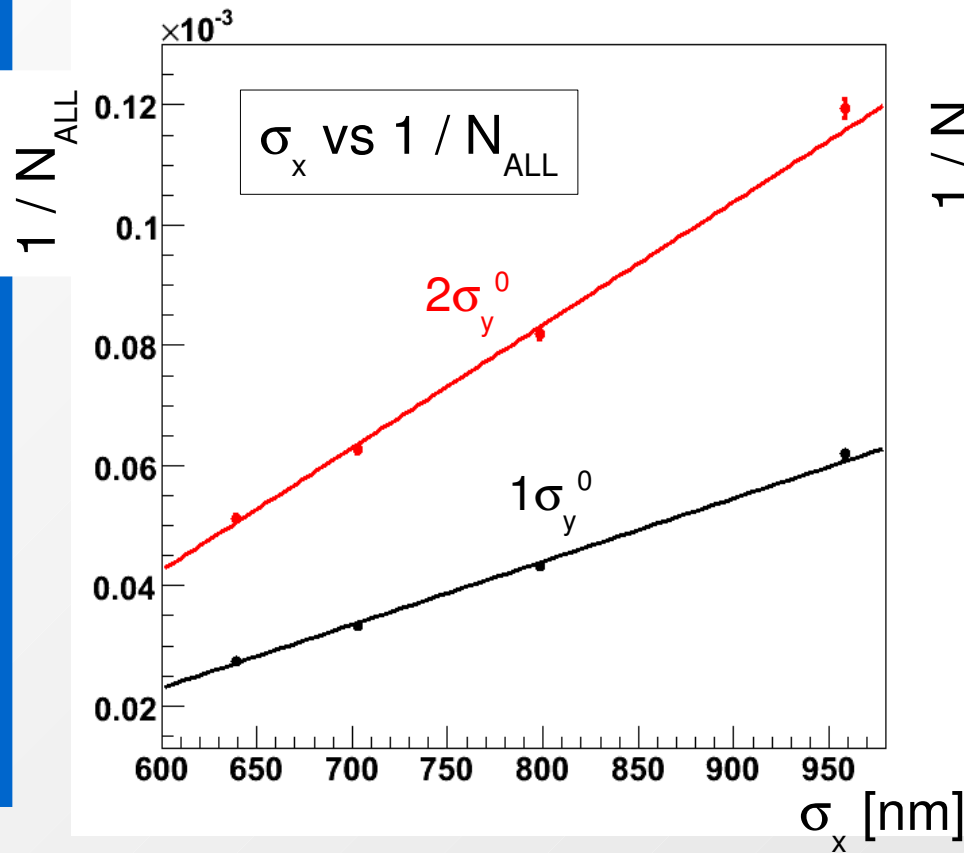
$R_0 = N_L / N_{ALL}$  (50 bunches)



The statistical error is scaled to that of 164 bunches. Vertical beam size ( $\sigma_y$ ) can be measured by resolution of 0.20 nm (3.5%) for the nominal beam size.

# The number of all hits per bunch ( $N_{ALL}$ )

- The number of hits also have information of beam shape.



$1/N_{ALL}$  has linear dependence on beam size ( $\sigma_x, \sigma_y$ ).

Is it possible to measure  $\sigma_x$  and  $\sigma_y$  with  $r_{max}$ ,  $R_0$  and  $1/N_{ALL}$ ?

## Measurement of vertical and horizontal beam size ( $\sigma_x, \sigma_y$ )

$$\left\{ \begin{aligned} r_{max}(\sigma_x, \sigma_y) &= r_{max}(\sigma_x^0, \sigma_y^0) + \frac{\partial r_{max}}{\partial \sigma_x}(\sigma_x - \sigma_x^0) + \frac{\partial r_{max}}{\partial \sigma_y}(\sigma_y - \sigma_y^0) + \dots \\ R_0(\sigma_x, \sigma_y) &= R_0(\sigma_x^0, \sigma_y^0) + \frac{\partial R_0}{\partial \sigma_x}(\sigma_x - \sigma_x^0) + \frac{\partial R_0}{\partial \sigma_y}(\sigma_y - \sigma_y^0) + \dots \\ \frac{1}{N_{ALL}}(\sigma_x, \sigma_y) &= \frac{1}{N_{ALL}}(\sigma_x^0, \sigma_y^0) + \frac{\partial}{\partial \sigma_x} \left( \frac{1}{N_{ALL}} \right) (\sigma_x - \sigma_x^0) + \frac{\partial}{\partial \sigma_y} \left( \frac{1}{N_{ALL}} \right) (\sigma_y - \sigma_y^0) + \dots \end{aligned} \right.$$

$$\begin{pmatrix} r_{max} - r_{max}^0 \\ R_0 - R_0^0 \\ \frac{1}{N_{ALL}} - \frac{1}{N_{ALL}^0} \end{pmatrix} = \begin{pmatrix} \frac{\partial r_{max}}{\partial \sigma_x} & \frac{\partial r_{max}}{\partial \sigma_y} \\ \frac{\partial R_0}{\partial \sigma_x} & \frac{\partial R_0}{\partial \sigma_y} \\ \frac{\partial}{\partial \sigma_x} \left( \frac{1}{N_{ALL}} \right) & \frac{\partial}{\partial \sigma_y} \left( \frac{1}{N_{ALL}} \right) \end{pmatrix} \begin{pmatrix} \sigma_x - \sigma_x^0 \\ \sigma_y - \sigma_y^0 \end{pmatrix}$$

↓

$$m = Ax$$

$$(A^T A)^{-1} A^T m = x = \begin{pmatrix} \sigma_x - \sigma_x^0 \\ \sigma_y - \sigma_y^0 \end{pmatrix}$$

# Measurement of vertical and horizontal beam size ( $\sigma_x, \sigma_y$ )

$$\left\{ \begin{aligned} r_{max}(\sigma_x, \sigma_y) &= r_{max}(\sigma_x^0, \sigma_y^0) + \frac{\partial r_{max}}{\partial \sigma_x}(\sigma_x - \sigma_x^0) + \frac{\partial r_{max}}{\partial \sigma_y}(\sigma_y - \sigma_y^0) + \dots \\ R_0(\sigma_x, \sigma_y) &= R_0(\sigma_x^0, \sigma_y^0) + \frac{\partial R_0}{\partial \sigma_x}(\sigma_x - \sigma_x^0) + \frac{\partial R_0}{\partial \sigma_y}(\sigma_y - \sigma_y^0) + \dots \\ \frac{1}{N_{ALL}}(\sigma_x, \sigma_y) &= \frac{1}{N_{ALL}}(\sigma_x^0, \sigma_y^0) + \frac{\partial}{\partial \sigma_x} \left( \frac{1}{N_{ALL}} \right) (\sigma_x - \sigma_x^0) + \frac{\partial}{\partial \sigma_y} \left( \frac{1}{N_{ALL}} \right) (\sigma_y - \sigma_y^0) + \dots \end{aligned} \right.$$

$$\begin{pmatrix} r_{max} - r_{max}^0 \\ R_0 - R_0^0 \\ \frac{1}{N_{ALL}} - \frac{1}{N_{ALL}^0} \end{pmatrix} =$$

measurements.

$$\begin{pmatrix} \frac{\partial r_{max}}{\partial \sigma_x} & \frac{\partial r_{max}}{\partial \sigma_y} \\ \frac{\partial R_0}{\partial \sigma_x} & \frac{\partial R_0}{\partial \sigma_y} \\ \frac{\partial}{\partial \sigma_x} \left( \frac{1}{N_{ALL}} \right) & \frac{\partial}{\partial \sigma_y} \left( \frac{1}{N_{ALL}} \right) \end{pmatrix}$$

beam parameters.

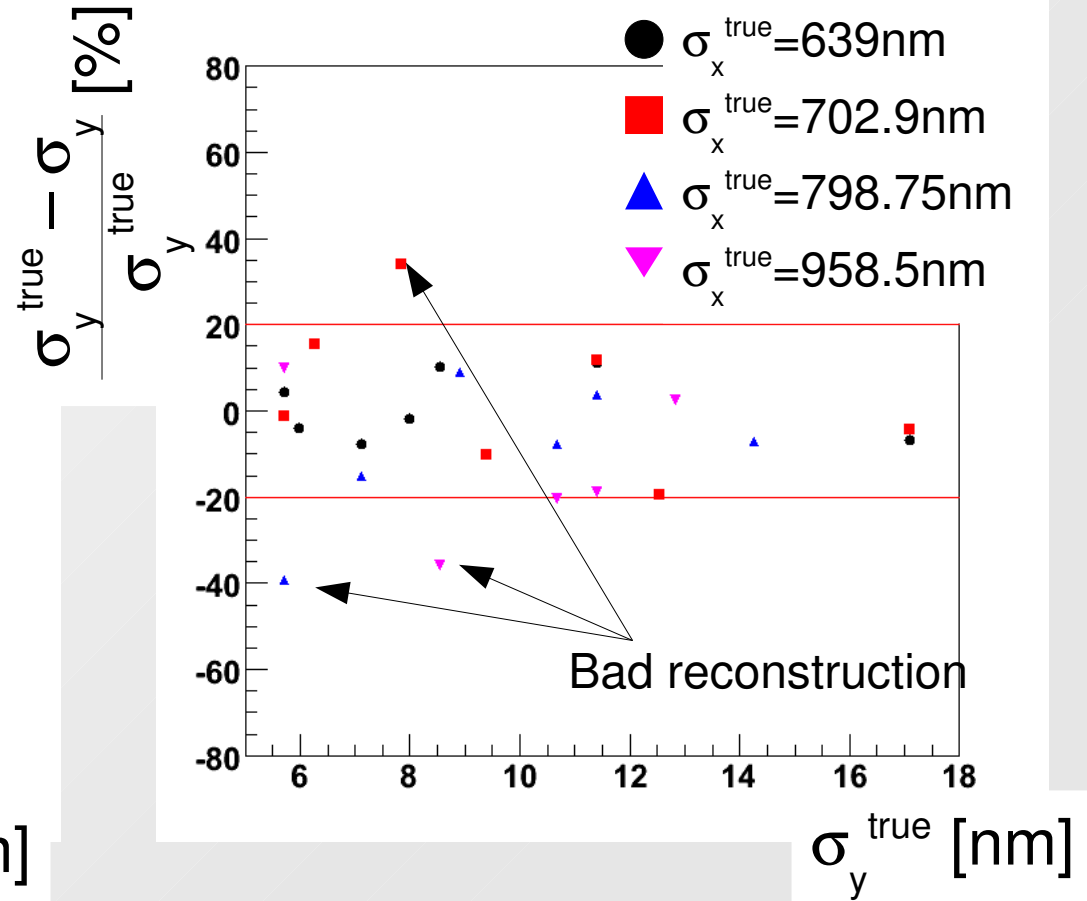
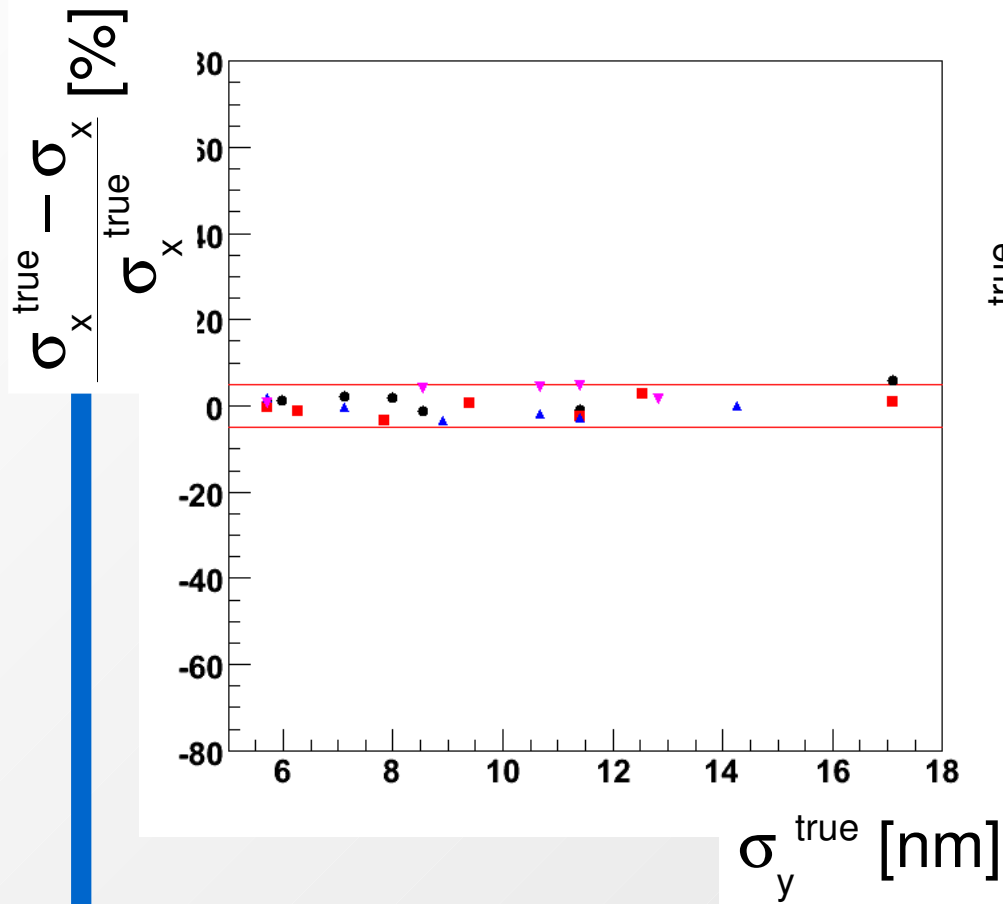
$$\begin{pmatrix} \sigma_x - \sigma_x^0 \\ \sigma_y - \sigma_y^0 \end{pmatrix}$$

This matrix is made by fitting.

$$m = Ax$$

$$(A^T A)^{-1} A^T m = x = \begin{pmatrix} \sigma_x - \sigma_x^0 \\ \sigma_y - \sigma_y^0 \end{pmatrix}$$

# Results



$\sigma_x$  can be measure with 5%.

$\sigma_y$  can be measure with 20%.

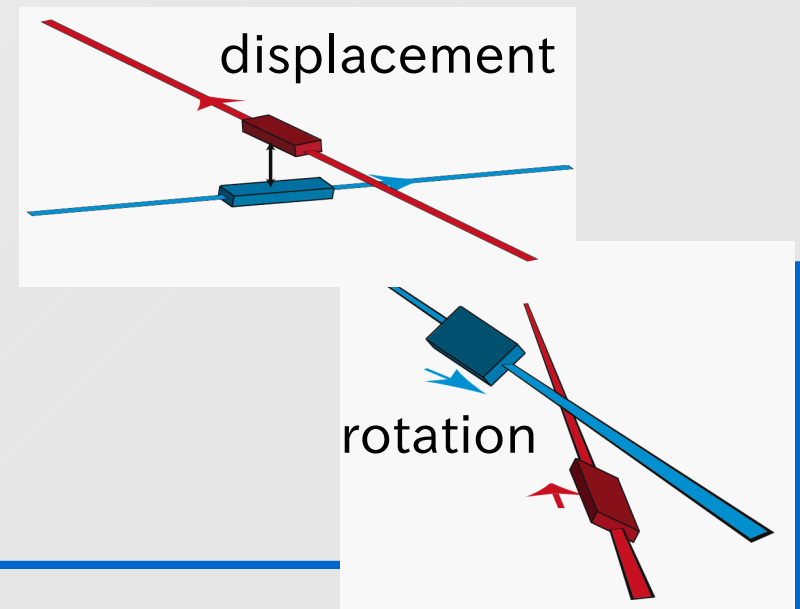
Measurement of  $\sigma_y$  should be improved to 10% accuracy.


## Conclusions

- Pair monitor measures the beam shape at IP.
  - Pair monitor is located at 400 cm from IP.
- Single parameter measurement
  - Vertical beam size ( $\sigma_y$ ) can be measured by 0.20 nm for the standard beam.
  - Horizontal beam size ( $\sigma_x$ ) can be measured by 0.96 nm for the standard beam.
- Double parameter measurement is started with matrix.

## Plans

- Measurement of more beam information.
  - displacement, rotation, ...
- Simulation study with more accurate magnetic field.
  - 3-D magnetic field map of GLD will be prepared.
  - It can be used for ILD field.







$$\frac{\sigma_y^{\text{true}} - \sigma_y}{\sigma_y^{\text{true}}} [\%]$$

